

CONTENTS

1. Key Economic Indicators-Philippines 2000
Key Data of Cement Industry - 2000
2. Installed Capacities of Cement Plants by Company, 2000
3. Cement Production Vs. Cement Capacity by Company, 2000
Clinker Production Vs. Cement Capacity by Company, 2000
4. Clinker and Cement Production by Company, 2000
Domestic Cement Sales by Company, 2000
5. Domestic Cement Sales by Month, 2000
Imports and Exports, 2000
6. Cement Production/Sales by Area 1991-2000
7. Cement Sales by Type 1991-2000
8. Cement Exports by Destination
9. Cement Imports by Origin
10. Philippine Cement Industry, 1991-2000
11. Cement Consumption, Construction Growth Rate,
Population and Per Capita Consumption 1991-2000
12. 2000 Asean Cement Industry in Brief
- 13 & 14. Philippine Cement Manufacturers Corporation
Directory of Cement Companies

KEY ECONOMIC INDICATORS-PHILIPPINES, 2000

POPULATION	: 76.5 M
PER CAPITA GDP	: P12,465.00
ANNUAL GDP	: P953.6B
ANNUAL GDP GROWTH RATE	: 3.9%
CONSTRUCTION SECTOR GDP	: P93.6 B
GROWTH IN CONSTRUCTION SECTOR	: - 6.0%
INFLATION RATE	: 4.4%

KEY DATA OF CEMENT INDUSTRY, 2000

NUMBER OF MANUFACTURERS	: 18
NUMBER OF KILNS	: 43
ANNUAL CAPACITY OF KILNS	: 22.318 Million Tonnes
NUMBER OF CEMENT MILLS	: 42
ANNUAL CAPACITY OF MILLS	: 26.782 Million Tonnes
TOTAL CLINKER PRODUCTION	: 11.160 Million Tonnes
TOTAL CEMENT PRODUCTION	: 11.959 Million Tonnes
TOTAL DOMESTIC CEMENT SALES (By Manufacturers Only)	: 10.478 Million Tonnes
CLINKER IMPORTS	: None
CLINKER EXPORTS	: None
CEMENT IMPORTS	
1) By Manufacturers	: None
2) By Traders	: 1.579 Million Tonnes
CEMENT EXPORTS	: 1.343 Million Tonnes
AVERAGE EX-PLANT PORTLAND CEMENT PRICE (Ending Dec.' 00)	: P2,900.00 per Tonne : P116.00 per 40-Kg. Bag
PER CAPITA CEMENT CONSUMPTION	: 157.6 kgs.

**INSTALLED CAPACITIES OF CEMENT PLANTS
BY COMPANY, 2000**

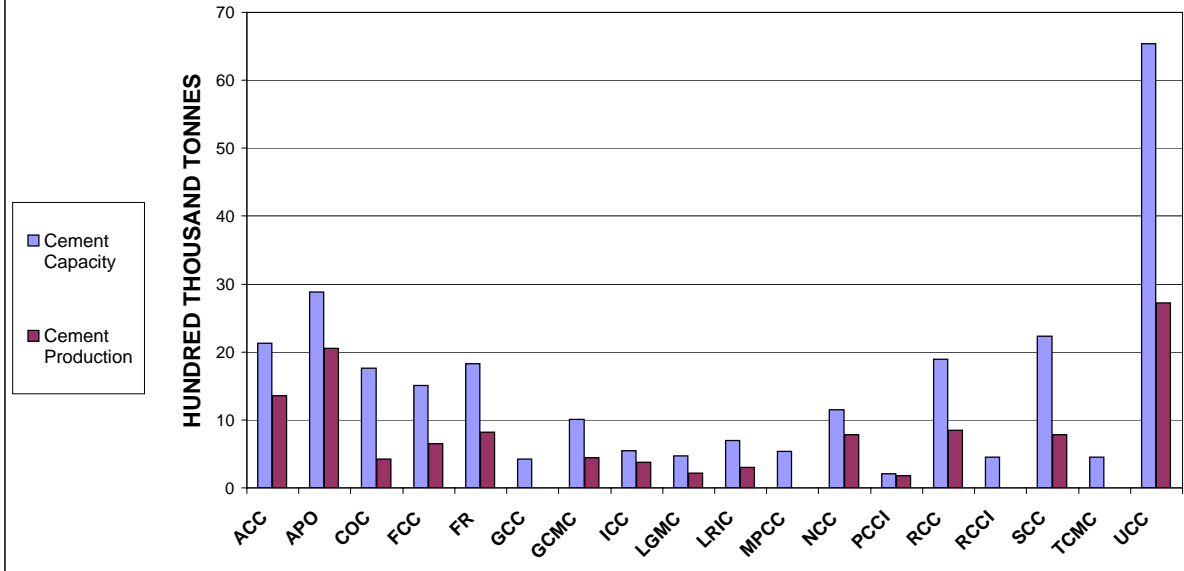
Unit: Thousand Tonnes

COMPANY		KILNS		TYPE OF PROCESS	ANNUAL CAPACITY		
		NO.	AGE		CLINKER		CEMENT
1. ALSONS CEMENT CORPORATION	(ACC)	1	30	Dry	582		
		<u>1</u>	2	Dry	1,200	1,782	2,138
2. APO CEMENT CORPORATION	(APO)	1	31	Wet	750		
		<u>1</u>	2	Dry	1,650	2,400	2,880
3. CONTINENTAL OPERATING CORPORATION	(COC)	1	27	Dry	480		
		<u>1</u>	2	Dry	990	1,470	1,764
4. FORTUNE CEMENT CORPORATION	(FCC)	1	2	Dry	900		
		<u>1</u>	2	Dry	360	1,260	1,512
5. FR CEMENT CORPORATION	(FR)	1	3	Dry	990		
		1	36	Semi-Dry	87		
		1	36	Semi-Dry	93		
		<u>1</u>	4	Semi-Dry	360	1,530	1,836
* 6. GOODFOUND CEMENT CORPORATION	(GCC)	1	1	Dry		350	420
7. GRAND CEMENT MANUFACTURING CORPORATION	(GCMC)	1	1	Dry		840	1,008
8. ILIGAN CEMENT CORPORATION	(ICC)	1	30	Dry		465	558
9. LIMAY GRINDING MILL CORPORATION	(LGMC)	-	-	-			475
10. LLOYDS RICHFIELD INDUSTRIAL CORPORATION	(LRIC)	1	41	Semi-Dry	127.5		
		1	35	Semi-Dry	127.5		
		<u>1</u>	3	Wet	336	591	709
11. MINDANAO PORTLAND CEMENT CORPORATION	(MPCC)	1	39	Dry		450	540
12. NORTHERN CEMENT CORPORATION	(NCC)	1	30	Dry	480		
		<u>1</u>	2	Dry	480	960	1,152
13. PACIFIC CEMENT COMPANY, INC.	(PCCI)	1	36	Dry		180	216
14. REPUBLIC CEMENT CORPORATION	(RCC)	1	40	Dry	127.5		
		1	37	Dry	127.5		
		1	33	Dry	330		
		<u>1</u>	4	Dry	990	1,575	1,890
15. RIZAL CEMENT COMPANY, INC.	(RCCI)	1	46	Wet	114		
		1	42	Wet	111		
		<u>1</u>	3	Wet	150	375	450
16. SOLID CEMENT CORPORATION	(SCC)	1	7	Dry	990		
		1	31	Wet	435		
		<u>1</u>	3	Wet	435	1,860	2,232
17. TITAN CEMENT MANUFACTURING CORPORATION	(TCMC)	1	31	Wet		378	454
18. UNION CEMENT CORPORATION	(UCC)						
La Union Plant		1	7	Dry	720		
		1	37	Wet	93		
		1	39	Wet	93		
		<u>1</u>	4	Wet	114	1,020	1,224
Bulacan Plant (San Ildefonso)		1	31	Semi-Dry		234	281
(Norzagaray)		1	34	Dry	810		
		<u>1</u>	2	Dry	1,650	2,460	2,952
Davao Plant		1	17	Dry	533		
		1	4	Dry	1,050		
		<u>1</u>	3	Wet	159	1,742	2,091
TOTAL		43				21,922	26,782

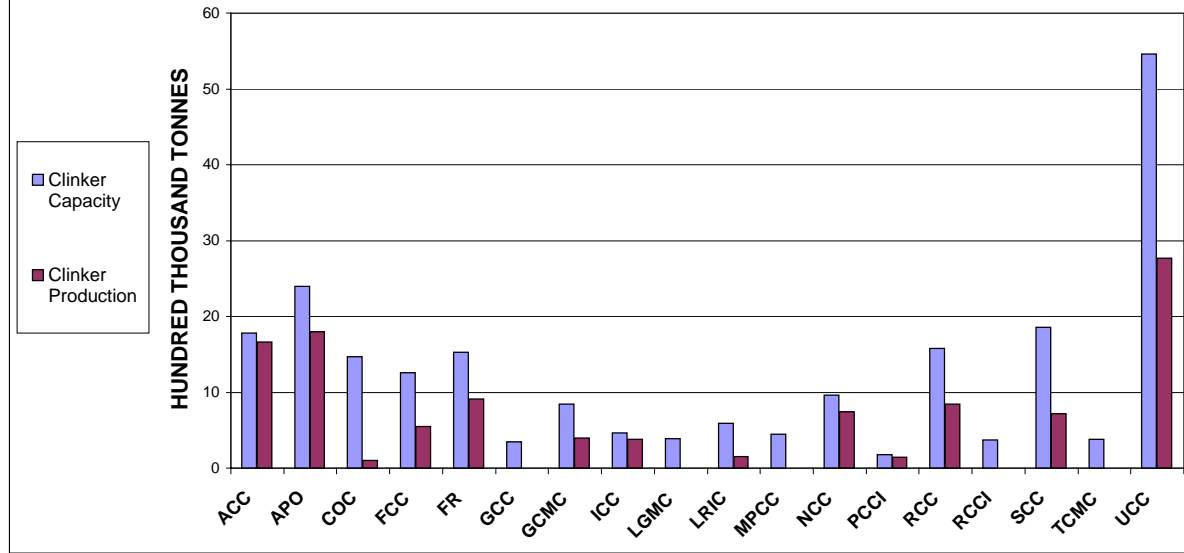
*

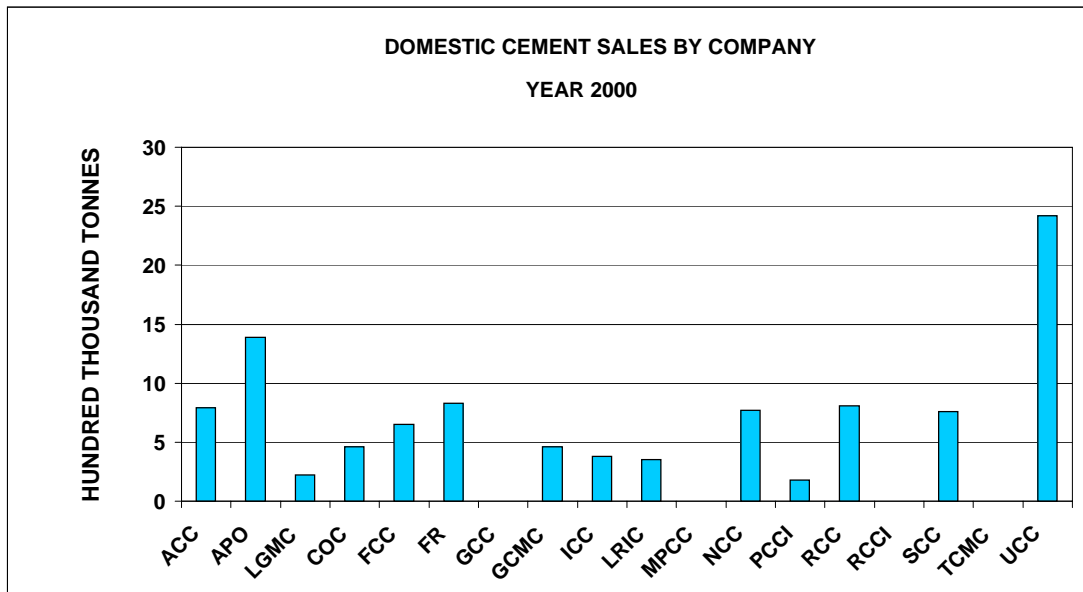
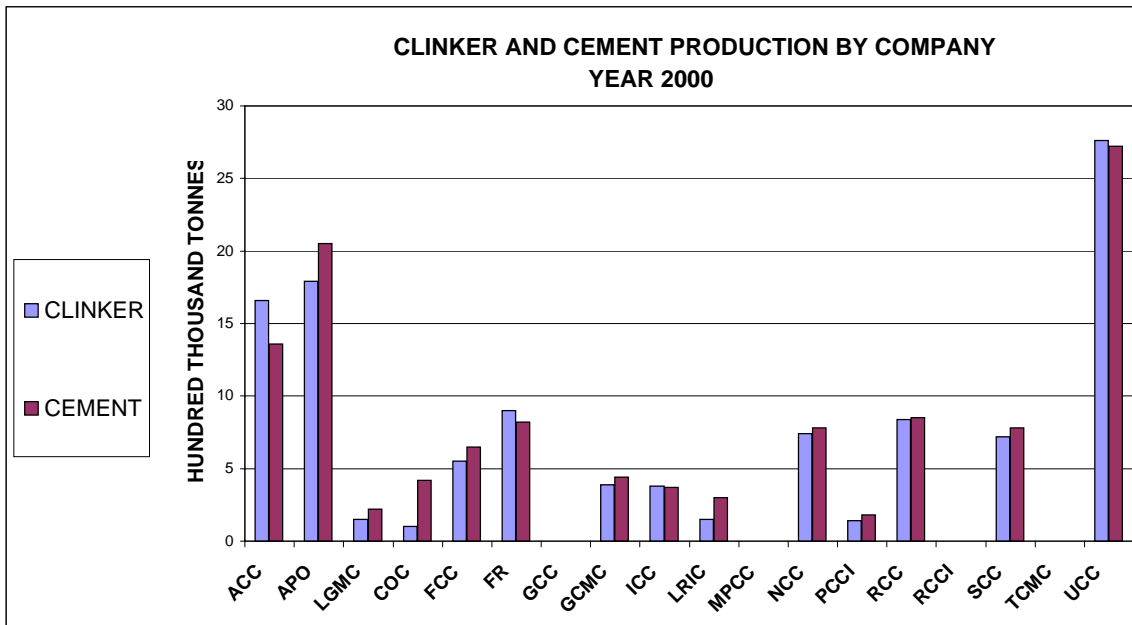
Note: Non-member

**CEMENT PRODUCTION VS. CEMENT CAPACITY BY COMPANY
YEAR 2000**

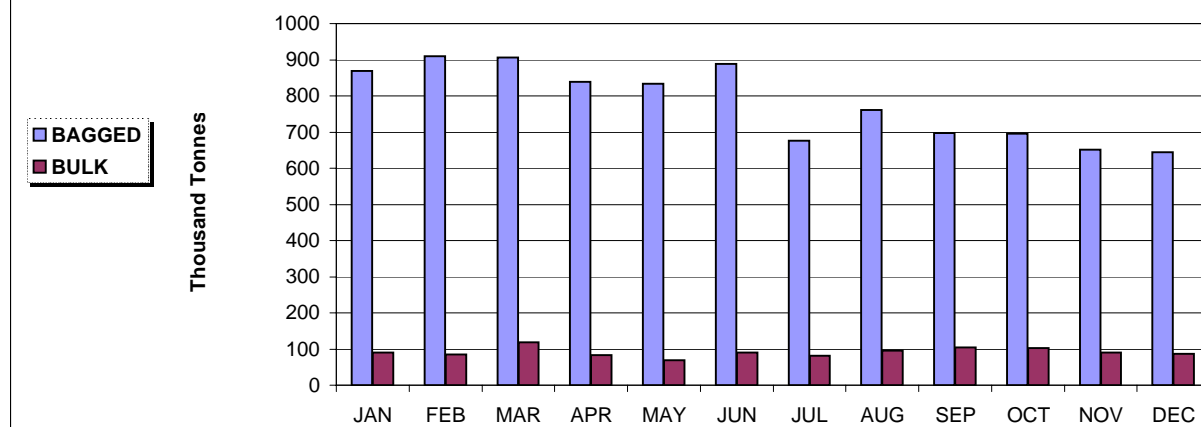


**CLINKER PRODUCTION VS. CLINKER CAPACITY BY COMPANY
YEAR 2000**





**DOMESTIC CEMENT SALES BY MONTH
BAGGED AND BULK
YEAR 2000**

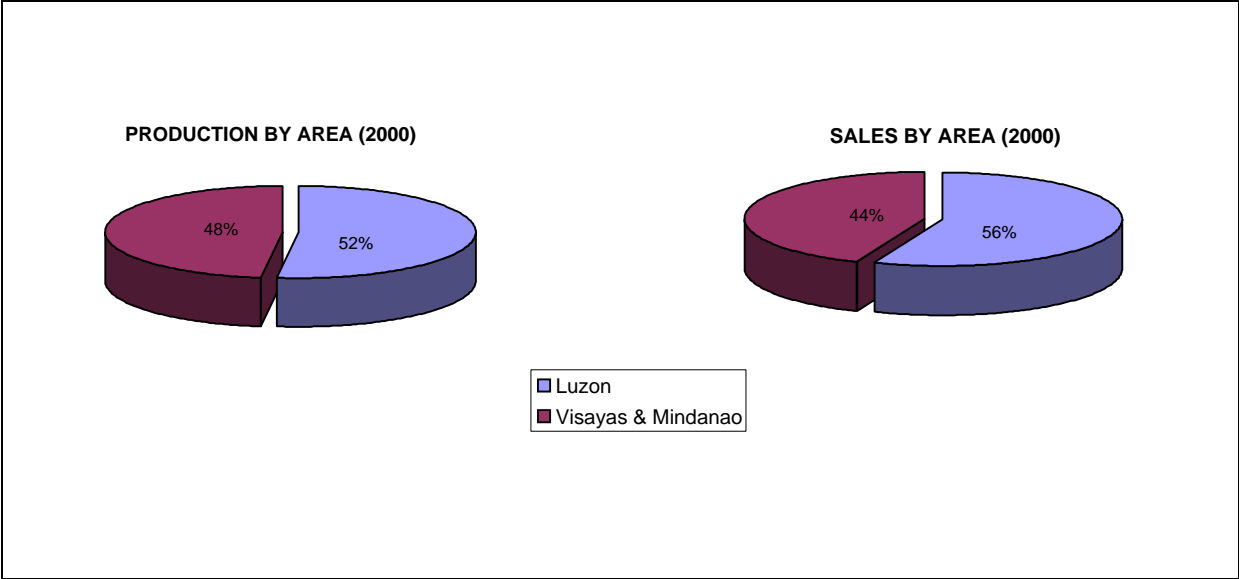


IMPORTS AND EXPORTS

(Excluding White Cement)

Unit: (In Metric Tonnes)

CEMENT IMPORTS		CLINKER IMPORTS	
Country of Origin	Quantity	Country of Origin	Quantity
1. TAIWAN	901,590	NO CLINKER IMPORTS	
2. JAPAN	302,600		
3. CHINA	5,400		
4. INDONESIA	369,437		
Total	1,579,027		
CEMENT EXPORTS			
Country of Destination	Quantity	Country of Destination	Quantity
1. SINGAPORE	131,915	5. INDONESIA	74,400
2. HONGKONG	209,012	6. TAIWAN	587,474
3. NIGERIA	164,876	7. PALAU	837
4. USA	160,963	8. CAMBODIA	13,455
		Total	1,342,932



**CEMENT
PRODUCTION/SALES BY AREA**

(Unit: Thousand Tonnes)

Area \ Year		Year									
		1991	1992	1993	1994	1995	1996	1997	1999	2000	
LUZON	PROD.	4,683	4,834	5,517	6,358	7,063	8,169	9,705	6,958	6,167	
	SALES	4,668	4,784	5,520	6,362	7,067	8,076	9,796	7,757	6,639	
VISAYAS & MINDANAO	PROD.	2,230	1,833	2,444	3,213	3,491	4,260	4,976	5,599	5,792	
	SALES	2,252	1,820	2,488	3,234	3,542	4,197	4,740	4,803	5,182	
TOTAL	PROD.	6,913	6,667	7,961	9,571	10,554	12,429	14,681	12,557	11,959	
	SALES	6,920	6,604	8,008	9,596	10,609	12,273	14,536	12,560	11,821	

Note: Sales: Domestic Sales Plus Exports

CEMENT SALES BY TYPE

(Unit: Thousand Tonnes)

YEAR	PORTLAND CEMENT (TYPE-1)	PERCENT (%)	BLENDED CEMENT (TYPE-P)	PERCENT (%)	TOTAL	PERCENT (%)
1991	4,440	64	2,480	36	6,920	100
1992	4,578	69	2,026	31	6,604	100
1993	6,001	75	2,007	25	8,008	100
1994	7,384	77	2,212	23	9,596	100
1995	7,704	73	2,905	27	10,609	100
1996	9,276	76	2,997	24	12,273	100
1997	11,708	81	2,828	19	14,536	100
1998	10,609	83	2,191	17	12,800	100
1999	11,014	88	1,546	12	12,560	100
2000	10,618	90	1,203	10	11,821	100

CEMENT EXPORTS BY DESTINATION

(Unit: Thousand Tonnes)

DESTINATION		1981	1982	1983	1984	1985	1986	1987	1988	1989	2000
REGION	COUNTRY										
ASIA	CHINA	-	-	-	9	112	30	-	-	-	-
	TAIWAN	-	-	-	-	-	-	-	-	-	588
	HONGKONG	104	71	-	-	20	-	-	-	125	209
	SINGAPORE	-	5	23	-	-	-	-	-	415	132
	THAILAND	-	-	-	-	-	-	-	-	-	-
	VIETNAM	25	55	-	-	-	1	12	-	-	-
	BRUNEI	28	7	-	-	-	-	-	-	-	-
	MALAYSIA	7	-	-	-	-	-	-	-	-	-
	INDONESIA	128	205	72	19	-	-	-	-	-	74
	AUSTRILIA	-	-	-	-	-	-	-	-	-	-
	TOTAL	292	343	95	28	132	31	12	-	540	1,003
MID-EAST	PAKISTAN	25	12	-	-	-	-	-	-	-	-
	MIDDLE EAST	11	-	-	-	-	-	-	-	36	-
	BANGLADESH	12	112	12	108	235	74	27	-	45	-
	CAMBODIA	-	-	-	-	-	-	-	-	1	13
	LAOS	6	-	-	-	-	-	-	-	-	-
	TOTAL	54	124	12	108	235	74	27	-	82	13
AMERICAS	NOUMEA, CAL.	-	1	-	-	-	-	-	-	-	-
	USA	-	-	-	-	-	-	-	-	-	161
	PALAU	-	-	-	-	1	-	-	3	3	1
	TOTAL	-	1	-	-	1	-	-	3	3	162
OTHERS (AFRICA & OCEANA)	INDIA	110	110	15	-	-	-	-	-	-	-
	NIGERIA	-	-	-	-	-	-	-	83	66	165
	NEPAL	15	14	8	5	20	-	-	-	-	-
	SRI LANKA	-	-	-	-	-	-	-	-	-	-
		TOTAL	125	124	23	5	20	-	-	83	66
	GRAND TOTAL	471	592	130	141	388	105	39	86	691	1,343
	BULK	-	-	-	-	-	-	-	86	691	1,343
	BAGGED	471	592	130	141	388	105	39	-	-	-

Remarks: There were no exports from 1988 to 1997.

CEMENT IMPORTS BY ORIGIN

1990-2000

ORIGIN	1990	1991	1992	1993	1994	1995	1996	1997	1998	1999	2000
INDONESIA	181,414	10,000	138,856	-	5,000	-	10,000	-	-	-	369,437
CHINA	571,826	-	161,113	-	-	148,550	306,438	292,170	88,272	32,400	5,400
KOREA	158,154	-	32,400	-	-	5,000	6,500	-	10,636	-	-
IRAQ	12,519	-	-	-	-	-	-	-	-	-	-
JAPAN		-	155,700	-	9,669	98,155	6,000	32,567	81,263	184,850	302,600
TURKEY		-	85,056	-	-	-	11,800	-	-	-	-
JORDAN		-	32,016	-	-	-	-	-	-	-	-
THAILAND		-	31,500	-	-	-	-	-	-	-	-
INDIA		-	28,986	-	-	-	-	-	-	-	-
TAIWAN		-	16,000	-	-	2,290	51,800	10,000	-	247,580	901,590
HONGKONG		-	-	-	-	-	54,432	17,042	-	8,600	-
MEXICO		-	-	-	-	226,422	209,889	-	-	-	-
MALAYSIA		-	-	-	-	-	22,513	-	-	-	-
SINGAPORE		-	-	-	-	-	240	-	-	-	-
TOTAL	923,913	10,000	681,627	0	14,669	480,417	679,612	351,779	180,171	473,430	1,579,027

PHILIPPINE CEMENT INDUSTRY, 1991 - 2000
(Excluding White Cement)

Unit: Thousand Tonnes

YEAR	CAPACITY		PRODUCTION				DOMESTIC SALES *		IMPORTS				EXPORTS			
	CLINKER	CEMENT	CLINKER		CEMENT				CLINKER		CEMENT		CLINKER		CEMENT	
	QTY.	QTY.	QTY.	%	QTY.	%	QTY.	%	QTY.	%	QTY.	%	QTY.	%	QTY.	%
1991	6,698	6,698	5,317	98	6,913	106	6,920	108	166	-	10	1	None	-	None	-
1992	7,775	8,552	5,262	99	6,667	96	6,604	95	579	349	682	6,820	None	-	None	-
1993	8,364	9,200	6,217	118	7,961	119	8,003	121	554	96	None	-	None	-	5	-
1994	9,955	10,950	7,885	127	9,571	120	9,596	120	435	79	10	-	None	-	None	-
1995	10,268	11,295	8,800	112	10,554	110	10,609	111	525	121	480	4,800	None	-	None	-
1996	12,818	14,100	9,642	110	12,429	118	12,273	116	1,250	238	680	142	None	-	None	-
1997	16,673	18,340	11,566	120	14,681	118	14,536	118	1,267	101	352	52	None	-	None	-
1998	21,368	25,642	11,101	96	12,888	88	12,714	87	239	19	180	51	None	-	86	-
1999	21,968	26,362	10,492	95	12,558	97	11,869	93	311	130	474	263	None	-	691	803
2000	22,318	26,782	11,160	106	11,959	95	10,478	88	None	None	1,579	333	None	-	1,343	194

Notes: (*) Sales by Cement Manufacturers only

(%) Percent over previous year

**CEMENT CONSUMPTION, CONSTRUCTION GROWTH RATE,
POPULATION AND CEMENT PER CAPITA CONSUMPTION
1991 - 2000**

YEAR	CEMENT CONSUMPTION (In Million M.T.)	CONST. GROWTH (%)	POPULATION (Millions)	PER CAPITA CONSUMPTION (Kgs.)
1991	6.930	-15.7	62.87	110.2
1992	7.286	2.8	64.26	113.4
1993	8.003	5.7	65.70	121.8
1994	9.606	8.9	68.60	140.0
1995	11.089	6.5	68.30	162.4
1996	12.953	10.9	70.00	185.0
1997	14.888	16.2	71.50	208.2
1998	12.894	-8.1	73.10	176.4
1999	12.344	-2.1	76.78	160.8
2000	12.057	-6.0	76.5	157.6

2000 ASEAN CEMENT INDUSTRY IN BRIEF
(Excluding White Cement)

Quantity in Thousand Tonnes

	INDONESIA	MALAYSIA	PHILIPPINES	SINGAPORE	THAILAND	VIETNAM	BRUNEI
CLINKER PRODUCTION CAPACITY	43,470	16,200	22,318	0	45,250	13,500	0
CEMENT GRINDING CAPACITY	46,970	26,500	26,782	3,400	52,316	17,650	550
CLINKER PRODUCTION	30,119	12,792	11,160	0	27,726	11,120	0
CEMENT PRODUCTION	27,852	13,756	11,959	1,200	24,036	13,982	227
CEMENT DOMESTIC SALES	22,371	11,776	12,057	4,700	17,782	13,921	235
AVERAGE DOMESTIC PRICES (Delivered) BAGGED CEMENT PRICE (US\$/Tonne)	49.41	52.11	64.41	47.70	67.47	51.50	69
YEAR-END EXCHANGE RATE	US\$1:Rp8,500	US\$1:RM3.80	US\$1:P50.07	US\$1:S\$1.73	US\$1:Baht40	US\$1:14.550VNA	US\$1:B\$1.74

Source: ASEAN Federation of Cement Manufacturers (AFCM)

PHILIPPINE CEMENT MANUFACTURERS CORPORATION
DIRECTORY OF CEMENT COMPANIES

- 1. ALSONS CEMENT CORPORATION**
Office Address:
3rd Floor Solidhouse Building
2285 Pasong Tamo Extension, Makati City
Tel.: (632) 892-3359; (632) 814-0429
Fax: (632) 812-1987; (632) 816-7643
Plant Address:
Bo. Salimbat, Luga-it Misamis Oriental
Tel.: (632) 063-225-8000 Fax: (632) 063-225-8002
- 2. APO CEMENT CORPORATION**
Office Address:
24th Floor, Petron Mega Plaza, building
358 Senator Gil Puyat Avenue., Makati City
Tel.: (632) 849-3600; (632) 849-3700
Fax: (632) 849-3619; (632) 849-3679
Plant Address:
Tina-an, Naga Cebu
Telefax: (632) 032-272-6872; (632) 032-272-6829
- 3. CONTINENTAL OPERATING CORPORATION**
Office Address:
17th Floor, Chatham House Condominium
116 Valero cor., Herrera Sts., Salcedo Village,
Makati City
Tel.: (632) 845-4201/11 Fax: (632) 845-4220; (632) 845-4217
Plant Address:
Bo. Bigte, Norzagaray, Bulacan
Tel.: (632) 759-7952 to 59 Fax: (632) 759-7950/51
- 4. FORTUNE CEMENT CORPORATION**
Office Address:
9th Floor Antel Corporate Centre
139 Valero St., Salcedo Village, Makati City
Tel.: (632) 752-0096 to 98 Fax: (632) 752-0095; (632) 817-9158
Plant Address:
Mapulo, Taysan, Batangas
Telefax: (632) 0912-306-5224
- 5. FR CEMENT CORPORATION**
Office Address:
17th Floor, Chatham House Condominium
116 Valero cor., Herrera Sts., Salcedo Village,
Makati City
Tel.: (632) 845-4201/11 Fax: (632) 845-4254
Plant Address:
Brgy. Dulongbayan, Teresa, Rizal
Tel.: (632) 644-8826-30 Fax: (632) 650-5171
- 6. GOODFOUND CEMENT CORPORATION ***
Plant Address
Camalig, Albay
- 7. GRAND CEMENT MANUFACTURING CORPORATION**
Office Address:
6th Floor, Insular Life Bldg., Gorordo Avenue, Cebu City
Tel.: (632) 032-231-5333 Fax.: (632) 032-231-4825
Plant Address:
South Poblacion San Fernando, Cebu
Tel.: (632) 032-231-5333 Fax.: (632) 032-231-4825
- 8. ILIGAN CEMENT CORPORATION**
Office Address:
9th Floor Antel Corporate Centre
139 Valero St., Salcedo Village, Makati City
Tel.: (632) 752-0096 to 98
Fax: (632) 752-0095; (632) 893-2771
Plant Address:
Bo. Kiwalan, Iligan City
Tel.: (632) 063-225-7501; (632) 063-225-7712
Fax: (632) 063-225-7502
- 9. LIMAY GRINDING MILL CORPORATION**
Office Address:
Unit 2011, Herrera Tower, Herrera St., corner Valero Street,
Salcedo Village, Makati City
Tel.: (632) 753-2559 to 61 & (632) 753-4961 to 62
Fax.: (632) 845-1955
Plant Address:
PPI Compound, Limay, Bataan
Tel.: (632) 047-244-5929 to 31 & (632) 047-244-5928
- 10. LLOYDS RICHFIELD INDUSTRIAL CORPORATION**
Office Address:
18th Floor, Chatham House Condominium
116 Valero cor., Herrera Sts., Salcedo Village,
Makati City
Tel.: (632) 845-4201/11 Fax: (632) 845-4231; (632) 845-4217
Plant Address:
Dungo-an, Danao City, Cebu
Telefax.: (632) 032-200-3810 to 13
- 11. MINDANAO PORTLAND CEMENT CORPORATION**
Office Address:
10th Floor Antel Corporate Centre
139 Valero St., Salcedo Village, Makati City
Tel.: (632) 752-0096 to 98 Fax: (632) 752-0095
Plant Address:
Bo. Kiwalan, Iligan City
Tel.: (632) 063-519050 Fax: (632) 063-225-1349

* Non member of Philcemcor

12. NORTHERN CEMENT CORPORATION

Office Address:

5th Floor, ECJ Bldg., Real cor., Arsobispo Sts.,
Intramuros, Manila

Plant Address:

Bo. Labayug, Sison, Pangasinan
Tel.: (632) 0912-308-3189; (632) 0912-312-2770

13. PACIFIC CEMENT COMPANY, INC.

Office Address:

29th Floor, Chatham House Condominium
116 Valero cor., Herrera Sts., Salcedo Village,
Makati City

Tel.: (632) 887-1111/18 Fax.: (632) 887-1119

Plant Address:

Km. 11 Surigao City
Telefax: (632) 086-826-1418 Fax: (632) 086-826-1432

14. REPUBLIC CEMENT CORPORATION

Office Address:

10th Floor Antel Corporate Centre
139 Valero St., Salcedo Village, Makati City
Tel.: (632) 752-0096 to 98 Fax: (632) 752-0095; (632) 893-2771

Plant Address:

Bo. Minuyaa, Norzagaray, Bulacan
Telefax: (632) 0912-334-0291; (632) 0912-353-2599

15. RIZAL CEMENT COMPANY, INC.

Office Address:

24th Floor, Petron Mega Plaza, building
358 Senator Gil Puyat Avenue., Makati City

Tel.: (632) 849-3600; (632) 849-3700

Fax: (632) 849-3619; (632) 849-3679

Plant Address:

Binangonan, Rizal
Tel.: (632) 652-0114 Fax: (632) 652-0115

16. SOLID CEMENT CORPORATION

Office Address:

24th Floor, Petron Mega Plaza, building
358 Senator Gil Puyat Avenue., Makati City

Tel.: (632) 849-3600; (632) 849-3700

Fax: (632) 849-3619; (632) 849-3679

Plant Address:

Bo. Tagbac, Antipolo, Rizal
Tel.: (632) 650-2691/98 Fax: (632) 650-4145; 650-0562

17. TITAN CEMENT MANUFACTURING CORPORATION

Office Address:

17th Floor, Chatham House Condominium
116 Valero cor., Herrera Sts., Salcedo Village,
Makati City

Tel.: (632) 845-4201/11 Fax: (632) 845-4254

Plant Address:

Bo. Tagbac, Antipolo, Rizal
Tel.: (632) 650-2691/98 Fax: (632) 650-4145; 650-0562

18. UNION CEMENT CORPORATION

Office Address:

LA UNION PLANT

Office Address:

Phinma Bldg., 166 Salcedo St., Legaspi Village, Makati City
Tel.: (632) 810-9526 to 52 Fax: (632) 816-2263; (632) 817--9807

Plant Address:

Bo. Quirino, Bacnotan La Union
Tel.: (632) 072-888-4252 Fax: (632) 072-888-5671

BULACAN PLANT

Office Address:

5th Floor, Kalayaan Bldg., 164 Salcedo St., Legaspi Village,
Makati City

Tel.: (632) 810-1931 Fax.: (632) 812-0813; (632) 810-5267

Plant Address:

Bo. Matictic, Norzagaray, Bulacan
Tel.: (632) 892-8060 to 62 Fax.: (632) 892-8059

DAVAO PLANT

Office Address:

Phinma Bldg., 166 Salcedo St., Legaspi Village, Makati City
Tel.: (632) 810-9526 to 52 Fax: (632) 818-3384; (632) 817--9807

Plant Address:

Bo. Ilang, Davao City
Tel.: (632) 082-238-0451 to 54 Fax: (632) 082-238-0309